




MTCPQKT1R2SFXX Part Marking

The last 2 digits of the MTCPQKT part numbers represent the position of the polarization keys. Each connector shell has 16 possible user defined keying combinations.







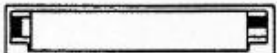


























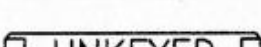
Pictured below is the connector with polarization keys uninstalled



As you can see in the picture above, we purchase and ship the connector without the last two digits specified for one of the 16 possible polarizations. e.g. MTCPQKT1R2SF**AB**

Listed on the next page are the 16 polarization keying codes

TABLE I: KEYING CODES

POSITION OF PROJECTING TAB (TYP)		
	-A A-	
	-A B-	
	-A C-	
	-A D-	
	-B A-	
	-B B-	
	-B C-	
	-B D-	
	-C A-	
	-C B-	
	-C C-	
	-C D-	
	-D A-	
	-D B-	
	-D C-	
	-D D-	
 UNKEYED	-X X-	 UNKEYED
<u>RECEPTACLE</u>	<u>CODE</u>	<u>PLUG</u>