




MTCPQKT2P26SGXX Part Marking

The last 2 digits of the MTCPQKT part numbers represent the position of the polarization keys. Each connector shell has 16 possible user defined keying combinations.

Pictured below is the connector with polarization keys uninstalled

MTCPQKT2P26SG

























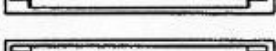

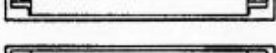










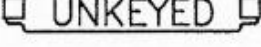
As you can see in the picture above, we purchase and ship the connector without the last two digits specified for one of the 16 possible polarizations. e.g. MTCPQKT2P26SG**AB**

Listed on the next page are the 16 polarization keying codes



TABLE I: KEYING CODES

POSITION OF PROJECTING TAB (TYP)

	-A A-	
	-A B-	
	-A C-	
	-A D-	
	-B A-	
	-B B-	
	-B C-	
	-B D-	
	-C A-	
	-C B-	
	-C C-	
	-C D-	
	-D A-	
	-D B-	
	-D C-	
	-D D-	
	-X X-	
		

RECEPTACLE

CODE

PLUG